

ENGINEERED FLOORING



XYLOS

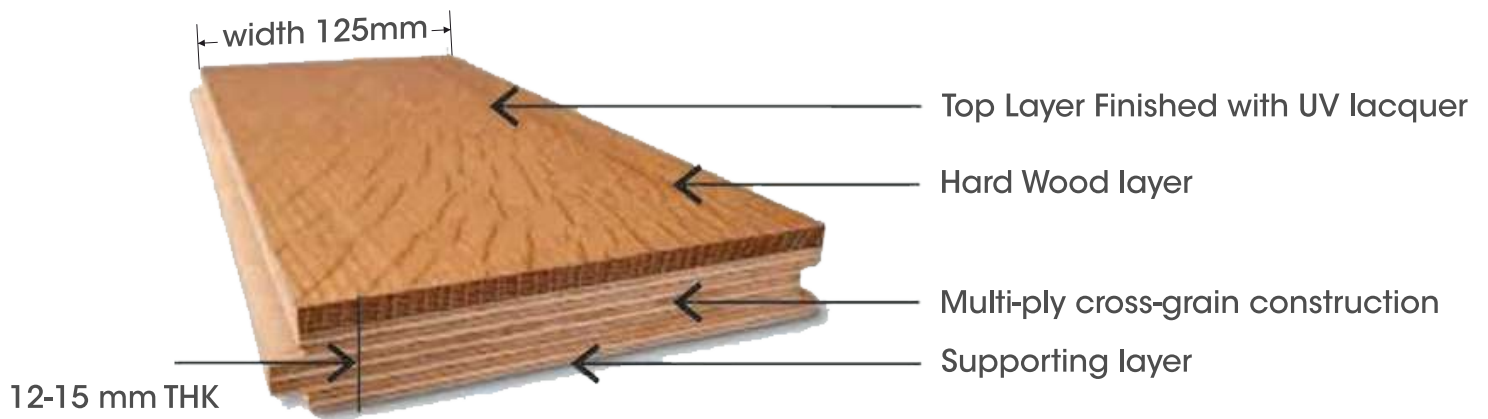
TOUCH WOOD TOUCH XYLOS

Engineered Wood Flooring | Laminated Flooring | Decking & Cladding | SPC Flooring



Engineered wood flooring is basically a wooden plank consisting of real timber that has been carefully pressed into three or more layers. The layers are purposefully installed to run in entirely different directions, creating a more stable base than plain solid wood. Once the floor has been put in, only the top of these layers can be seen. Engineered wood is made of composite layers of cross-grained hardwoods, bonded with a heavy adhesive

ENGINEERED WOOD FLOORING STRUCTURE



Durable



Easy to Clean



Hygienic



Stain
Resistant



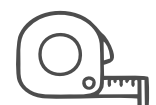
Heat
Resistant



Scratch
Resistant



Enduring
quality



Ease of
installation



A close-up photograph of oak wood grain, showing vertical planks with a natural, light brown color and prominent grain patterns. The image is used as a background for the product information.

ENGINEERED *SERIES*

OAK NATURAL

DIMENSION : 15mm x 125mm x 1200mm
Type : Engineered

TOP LAYER : 2mm
INSTALLATION TYPE : Click



ENGINEERED *SERIES*

TEAK

DIMENSION : 12mm x 125mm x 1200mm
Type : Engineered

TOP LAYER : 2mm
INSTALLATION TYPE : Click

A close-up photograph of a walnut wood surface, showing a rich, warm brown color with prominent, wavy vertical grain patterns and some darker, irregular spots characteristic of walnut wood. The texture is smooth and natural.

ENGINEERED *SERIES*

WALNUT NATURAL

DIMENSION : 15mm x 125mm x 1200mm
Type : Engineered

TOP LAYER : 2mm
INSTALLATION TYPE : Click



ENGINEERED *SERIES*

AMERICAN WALNUT DARK

DIMENSION : 15mm x 125mm x 1200mm
Type : Engineered

TOP LAYER : 2mm
INSTALLATION TYPE : Click

GREEN SERIES





GREEN SERIES

CARBONISED

SPECIES : Bamboo
DIMENSION : 12mm x 125mm x 1830mm

FORMAT : Strand Woven
INSTALLATION TYPE : Click



GREEN SERIES

CARBONISED

SPECIES : Bamboo
DIMENSION : 12mm x 125mm x 1830mm

FORMAT : Strand Woven
INSTALLATION TYPE : Click



GREEN SERIES

DRIFTWOOD

SPECIES : Bamboo
DIMENSION : 12mm x 125mm x 1830mm

FORMAT : Strand Woven
INSTALLATION TYPE : Click



GREEN SERIES

GOLDEN WHEAT

SPECIES : Bamboo
DIMENSION : 12mm x 125mm x 1830mm

FORMAT : Strand Woven
INSTALLATION TYPE : Click



GREEN SERIES

MERLOT

SPECIES : Bamboo
DIMENSION : 12mm x 125mm x 1830mm

FORMAT : Strand Woven
INSTALLATION TYPE : Click

A close-up photograph of bamboo flooring. The image shows several vertical planks with a rich, dark brown stain pattern that resembles a forest scene. The texture of the bamboo is visible, and the lighting highlights the grain and the depth of the stain.

GREEN SERIES

RED FOREST

SPECIES : Bamboo
DIMENSION : 12mm x 125mm x 1830mm

FORMAT : Strand Woven
INSTALLATION TYPE : Click

**NEO
SERIES**



NEO SERIES

NUEZ

SPECIES : Borneo Teak
DIMENSION : 12mm x 190mm x 1210mm

TOP LAYER : 1.5mm
INSTALLATION TYPE : Tongue & Groove

NEO SERIES

ORRO

SPECIES : Borneo Teak
DIMENSION : 12mm x 190mm x 1210mm

TOP LAYER : 1.5mm
INSTALLATION TYPE : Tongue & Groove

A close-up photograph of a wooden floor. The floor is made of light brown wood with a vertical grain. A rectangular inset panel, slightly darker in color, is centered in the upper half of the image. The inset panel has a subtle, embossed or engraved design that is difficult to discern. The overall lighting is warm and even.

NEO SERIES

TECA BROWN

SPECIES : Borneo Teak
DIMENSION : 12mm x 190mm x 1210mm

TOP LAYER : 1.5mm
INSTALLATION TYPE : Tongue & Groove

NEO SERIES

BRUIN

SPECIES : Borneo Teak
DIMENSION : 12mm x 190mm x 1210mm


TOP LAYER : 1.5mm
INSTALLATION TYPE : Tongue & Groove

NEO SERIES

MARRONNE

SPECIES : Borneo Teak
DIMENSION : 12mm x 190mm x 1210mm

TOP LAYER : 1.5mm
INSTALLATION TYPE : Tongue & Groove



XYLOS
TOUCH WOOD TOUCH XYLOS

📍 Studio G1/2, Suyog Industrial Estate, Lal Bahadur Shastri Rd,
Gandhi Nagar, Vikhroli West, Mumbai, Maharashtra 400083.

☎ 073044 55405 | +91 22 25775558/9 🌐 www.xylosindia.in